



263 Main Street
Sayner, WI 54560
Phone & Fax 715 542-4363
Toll Free 888 284-4363
www.themark-itplace.com
info@themark-itplace.com

Volume 8, Issue 1 February, 2007

WINTER HOURS
Tues—Sat 9am to 5pm
Sun 10:30—3pm
CLOSED MONDAYS
UNTIL APRIL

The Newsletter title design features images from our NEW Clear Views transparency sheet, *The Rose*, shown in black & white instead of color.


*A single rose can
be my garden...
a single friend,
my world.* Lee Brumby



Top: A Single Rose by Verses
#1127E, 3" x 1½", \$9.95

Middle: Flourish Hearts by Hero
Arts #C4604, 1½" x 1", \$5.95

Below: Heart w/dots by Hero Arts
#B4629, 1½" square, \$5.50



A Tribute: Clarence Stahl, 1916—2006

As a business owner, I have to focus on the things that are not done instead of those that are so my viewpoint is often skewed to seeing the glass as "half empty". While I am happier focusing on the positives, sometimes the "half empty" view is carried over into other areas of my life.

For instance, the last few months were trying times for me and many people dear to me as we struggled to process the illnesses and deaths of loved ones along with the stresses of the holidays. One loss in particular was the death of Clarence Stahl, the father of **The Mark-It Place's** own Judy Weber. I don't know if there is ever a *better* time to process loss due to death, but just before the holidays? It really doesn't matter WHEN Clarence died...I would feel the same sense of loss.

Clarence was special to me. He and his wife, Beverly, were life-long residents of Sayner and their presence touched everyone in this community. Clarence had a penchant for the ladies.....he was a flirt...never in an inappropriate way but just that he always made the ladies feel special. He often visited Pastimes Gift Shop (our first business in town). Clarence was always interested in creative things and, at age 83, learned about rubber stamping. He made cards for every occasion and often had his holiday cards made up months in advance.

Clarence wasn't happy to simply *share* his card creations—he wanted to share the creative process as well. After much coaxing, he finally convinced his daughter, Judy, to sit with him and just TRY this stamping stuff. Judy did it to humor him but

after only a couple cards, she was hooked! He gave her a gift of basic supplies and she went home that evening and played into the wee hours of the night. (Sound familiar?)

Clarence wasn't finished with his mission just yet...he brought Judy to the shop and introduced us. After a few more visits, I convinced Judy to make samples for the shop and then to teach classes and then to work for us. Clarence may be at rest, but his creative spirit and mission lives on through Judy, gratefully at **The Mark-It Place**.

As I process the loss of Clarence, the glass is no longer "half empty" but "half full" doesn't quite describe it either. *My cup overflows!*
THANK YOU, CLARENCE!



Due to computer challenges for the past month, this newsletter is way overdue! I also couldn't email to let everyone know about the President's Weekend Clearance SALE at The Mark-it Place. Don't dismay! We still have hundreds, if not thousands, of items clearance priced up to 70% OFF including stamps, inks, paints, scrapbooks, magazines and embellishments. Plan a day trip soon for the best selection and check out our new classes and new stuff arriving almost daily!

10th Annual Sayner Spring STAMPEDE

The tenth annual Lioness Sayner Spring Stampede will be held Saturday, May 5, 2007, 9am—4pm at the Sayner Community Building and Town Hall. This is also opening of fishing so, for many, this weekend appeals to couples as their first weekend getaway to the northwoods for 2007—*he* can fish and *she* can stamp and scrap—a match made in heaven!

Classes will be offered Friday and Saturday evenings and all day Sunday (May 6).

In celebration of their tenth anniversary, the Lionesses will be selling embroidered t-shirts before the show which attendees can decorate and wear for a chance to win a prize. Check out the website for details.

The Lioness Club will again offer the popular **Used/New Stamp**

Sale which opens at 8:30 a.m. on Saturday morning for the early birds—no admission fee. And, by the way, anyone can participate in the **Used/New Stamp Sale**—details will be up on the website. (Even if you have participated in the past, details have changed so review the new guidelines.) Just to clarify, the Lionesses call this a "Used/New Stamp Sale" because exhibitors take this opportunity to sell dis-

Continued on page 8

New Stuff

Judy and I have just returned from the world's largest Hobby & Craft show for retailers in Anaheim, CA. We have many new things already in store, but I'm also going to list some of the new stuff on order...just to whet your appetites!

♥ In honor of love, we have a new Clear Views transparency sheet titled *The Rose*. Eight images of only roses. We feature these in our new *Love Letters* class. Alas, the cost of printing the transparencies has increased so sheets of our Clear Views are now \$4.95 but you can save some money by buying 3 sheets @ \$4.50 each.

♥ New *Modern Romance* decorative papers by DaisyDs; soft blues, rose, pinks and vanilla in a "digital scrapbooking" look. Package of 18 sheets plus 2 die cuts is \$16.95; individual sheets 59¢ each.

♥ While exhibiting at the One of a Kind Show in Madison, we found a product called *Gamsol*, 100% pure, odorless mineral spirits. Use this with a blending stump (\$1.00) to blend regular or watercolor pencils on your stamped images to produce a watercolor effect without roughing up the surface of the paper...very easy. Just ask for a demo.....2 oz for \$6.95

♥ The *Take Ten Winter issue* is in stock with hundreds more card ideas that can be done in 10 minutes or less. \$14.95

♥ Keep in mind the *Take Ten Spring issue* will be available March 1, also \$14.95

♥ For project oriented ideas, you will want the Winter

2007 issue of *Somerset Studio Gallery* which includes over 400 paper-crafting and mixed-media projects on canvas, books, cigar boxes, memory tins and some ATC (Artist Trading Card) ideas. 187 pages for \$14.95. This publication is published 2 times a year now and is always a wonderful source of new ideas and inspiration.

♥ I suppose this is the best place to let you know that the *Stardream Textweight* papers have increased in price from 20¢ to 25¢ per sheet.

♥ We have added two new classes: *Love Letters* and *Easy Does It, part 2*. See the class descriptions on page 3 and check out the photos on our website: www.themark-itplace.com

Every year the creative arts industry has an overall emphasis...new techniques, inks, designs, etc. This is the year of the "tool". We found lots of new tools to make our creative life easier, more productive or just more fun!

♥ The darling of the show was the debut of the new *ZUTTER Bind-it-All system*. This is the first home personalized binding system by one of the creative minds behind the Xyron machine. The Bind-it-All is under 3 lbs., made of all metal parts so it is built tough and punches and binds projects of any size or length! Create 12" x 12" scrapbooks, journal books, flip top calendars, books out of chipboard, CDs, hinged boxes, plastic credit cards (expired, of course), journal envelope books.....well, you get the idea! The Bind-it-All

machine retails for \$59.99 and the double Owire Bindings come in 12" lengths in five different diameter sizes. Also check out the DreamKuts machine (\$89.99) which allows you to precisely cut any size of journal pages or cardstock in seconds. For more info, go to www.BinditAll.com and then call us to reserve your machine—these will be HOT!

♥ Based on a tip and samples from customer, *Patti Butzlaff*, we checked out the new *Cuttlebug Machine* at the show. WOW...what fun! This is a new die cut/embossing machine which has a compact fold-n-store profile...about the size of a purse, with a gripping mechanism to hold the machine in place! It will accept all other leading brand dies and cuts through all kinds of materials: paper, thin metal, foam, fabric, cardstock or thin chipboard. But the coolest thing is the embossing feature and folders. Cuttlebug has A2 (postcard size: 4¼" x 5½") embossing

Continued on page 6



Above: This is destined to become one of our new favorite stamps—not only will it create a wonderful background, but think of the possibilities for adding flower heads, rhinestones, buttons, ribbons or glitter glue! Stems by Hero Arts #F4321, 1¼" x 3", \$7.95

Below: Floral flourish by Hero Arts #C4418, 1¼" x 1¼", \$5.95




Below left: Thoughts of you by Verses #1128D, ¾" x 3", \$8.50

Below right: Martini Lady by American Art Stamp (new company)

#KYB0008M, 2½" x 3¾", \$12.95 Just imagine the fun you could have with this one: cheers; celebrate; here's to you; let's party or congrats!

We're bringing in a bunch more stamps from this fun line which are sure to make you smile every time you stamp with them!

CUTLEBUG
thoughts of you



Class Descriptions

ABOUT OUR CLASSES Class fees include all materials. **Pre-registration with payment** is required to reserve your place. Seating is limited. Cancellations with full refund accepted up to 2 days in advance. Less than 2 days notice no refunds unless we can fill your place. We reserve the right to reschedule any class with less than 3 participants. Basic Stamping is a prerequisite for all other classes.

Basic Stamping Learn about rubber stamp art and the "how to's" of the basic supplies: stamps, markers, ink pads and that amazing embossing powder. Make 4 seasonal cards. Class fee \$15. 2 hours

Choose your class For the fall and winter seasons, we will continue our practice of *you* choosing the class you want. The *first caller* tells us what class they want on any given day and time and then we will offer that class to others. There is no minimum on the number of class participants. Choose from any of the classes listed here. PLEASE schedule your class at least 2 days in advance.

Last chance: Clear Views Our *Clear Views* transparencies can be used so many different ways that we're now offering 3 transparency classes! (*Thru the Looking Glass and Sheer Delights* are the other two.) In this class, we will use die cut greeting cards and overlays to create 3 greeting cards that Hallmark will envy! 2 hours \$18

Last chance: Easy Does It We know that you want to simplify your cardmaking with quick and easy projects that look creatively brilliant! So, here's your "easy button": 4 fantastic cards—including some clever paper folding—that you can make in minutes...but, of course, we will spend 2 hours at it! \$18

New Class: Easy Does It, part 2 Simplify your cardmaking with quick and easy projects that look creatively brilliant! Here's your "easy button", part 2: four *fantastic* cards that you can make in minutes using scraps of decorative papers, Pearl Ex, Memories Mists/Walnut Inks and crayons! 2 hours for \$18

Last chance: Good Impressions Just how many ways can one use a brass template you ask? You'll see some *impressive* results with these ideas using Walnut inks and the new Memories Mists, faux cross-stitch and cut outs. Create 3 greeting cards in 2 hours. \$15

Last chance: Heirloom Pocket Book Mini books are very popular with paper crafters today and are an ideal gift to commemorate a special occasion or hold greeting cards. We will use the color coordinated, *Attic Heirloom* papers and die cuts from Daisy D's to create an 8 page pocket book which will surely live up to its name! 2 hours \$23

Holiday Cheer The holidays provide many opportunities to give hand-crafted greeting cards so we came up with 3 more ideas using the Dawn Bibby stocking design stickers, those popular and fun pop up paper punches and a glistening wonderland of snow card. 2 hours \$15

www.themark-itplace.com
Class Photos
on the web!

Last chance: Irresistible Resists can be an unusual element in your art to create ghosting effects, shadows and depth and there are many different techniques. In this class, we'll work with three on greeting cards and use embossing powders, Walnut Inks and Batik-Ez. 2 hours \$15

Last chance: It's in the Bag Mini scrapbooks created with kraft paper lunch sacks are the rage! We have seen many, but this one created by customer Andrea Jacobi is our favorite. A "can do" project for the kids, too. We'll use bright and fun decorative papers, ribbons and fasteners in this 2 hour class for \$18.

New Class: Love Letters Each year we offer a class with ideas specifically for Valentines, anniversary or wedding greetings. This class provides three more ideas for sending love letters using stickers, transparencies and scraps of beautiful papers. 2 hours \$18

merry & bright Ideas for holiday greetings are always in season. Here are three ideas for holiday cards using lunch bags (inspired by Andrea Jacobi) and die cut pop outs and frames, Clear Views transparencies and German foil scrap designs. 2 hours \$15

Open Workroom For \$5 per person, you can use our classroom stamps, ink pads, markers and stamping tools to work on your own projects. You must bring (or buy) your own paper, embossing powders, embellishments, paints, adhesives etc. Please call ahead to confirm classroom availability.

Last chance: Shrunken Treasures Rediscover the fun and childlike wonder of watching shrink plastic dance and spin as your stamped charms reduce to a miniature size. We'll add lots of color to these 2-sided charm bracelets using Lumiere acrylic paints and permanent inks. Allow 2½ hours for this class. \$20

Sheer Delights If a picture says a thousand words, then let *Clear Views Transparencies* do your talking! With just a little stamping, embossing and some beautiful papers, these techniques and layouts will send an inspiring message through your greeting cards. Make 3 cards in 2 hours \$18

**The 10th Annual
Sayner Spring Stampede**
May 4, 5 & 6 at the Sayner
Community building and
Town Hall
Classes, New/Used Stamp
Sale, Make n' Takes, demos,
ATC trades AND a
convention
For info, go to:

www.themark-itplace.com/stampede.htm

February 2007

Sun	Mon	Tue	Wed	Thu	Fri	Sat
				1 1--5pm Open Workroom	2	3 Choose Your Class 10am or 2pm
4 11am Choose Your Class	5 CLOSED	SHOP 6	7 Choose Your Class 10am or 2pm	8 1-5pm Open Workroom	9 Choose Your Class 10am or 2pm	10 Choose Your Class 10am or 2pm
11 11--3 Open Workroom	12 <i>Lincoln's Birthday</i> SHOP CLOSED	13	14 <i>Valentine's Day</i> Choose Your Class 10am or 2pm	15 1-5pm Open Workroom	16 Choose Your Class 10am or 2pm	17 Choose Your Class 10am or 2pm
18 1pm Choose Your Class	19 <i>President's Day</i> SHOP CLOSED	20	21 <i>Ash Wed</i> Choose Your Class 10am or 2pm	22 <i>Washing- ton's Birthday</i> 1-5pm Open Workroom	23 Choose Your Class 10am or 2pm	24 Choose Your Class 10am or 2pm
25 11--3 Open Workroom	26 SHOP CLOSED	27	28 Choose Your Class 10am or 2pm			

March 2007

Sun	Mon	Tue	Wed	Thu	Fri	Sat
				1 1-5pm Open Workroom	2 Choose Your Class 10am or 2pm	3 Choose Your Class 10am or 2pm
4 11--3 Open Workroom	5 SHOP CLOSED	6	7 Choose Your Class 10am or 2pm	8 1-5pm Open Workroom	9 Choose Your Class 10am or 2pm	10 Choose Your Class 10am or 2pm
11 <i>Daylight Sav- ings time begins</i> 1pm Choose Your Class	12 SHOP CLOSED	13	14 Choose Your Class 10am or 2pm	15 1-5pm Open Workroom	16 Choose Your Class 10am or 2pm	17 <i>St Patrick's Day</i> Choose Your Class 10am or 2pm
18 11--3 Open Workroom	19 SHOP CLOSED	20	21 Choose Your Class 10am or 2pm	22	23 Choose Your Class 10am or 2pm	24 Choose Your Class 10am or 2pm
25 1pm Choose Your Class	26 SHOP CLOSED	27	28 Choose Your Class 10am or 2pm	29 1-5pm Open Workroom	30	31

April 2007

Sun	Mon	Tue	Wed	Thu	Fri	Sat
1 Palm Sunday 1pm Choose Your Class	2 SHOP CLOSED	3 10am Choose Your Class	4 Choose Your Class 10am or 2pm	5 1-5pm Open Workroom	6 Good Friday Choose Your Class 10am or 2pm	7 Choose Your Class 10am or 2pm
8 Easter Day SHOP CLOSED	9 SHOP CLOSED	10 10am Choose Your Class	11 Choose Your Class 10am or 2pm	12 1-5pm Open Workroom	13 Choose Your Class 10am or 2pm	14 Choose Your Class 10am or 2pm
15 1pm Choose Your Class	16	17 10am Choose Your Class	18 Choose Your Class 10am or 2pm	19 1-5pm Open Workroom	20 Choose Your Class 10am or 2pm	21 Choose Your Class 10am or 2pm
22 11am—3 Open Workroom	23	24 10am Choose Your Class	25 Choose Your Class 10am or 2pm	26 1-5pm Open Workroom	27 Choose Your Class 10am or 2pm	28 Choose Your Class 10am or 2pm
29 1pm Choose Your Class	30					

May 2007

Sun	Mon	Tue	Wed	Thu	Fri	Sat
		1 10am Choose Your Class	2 Choose Your Class 10am or 2pm	3 1-5pm Open Workroom	4 STAMPEDE Evening Classes	5 STAMPEDE Convention & Evening Classes
6 STAMPEDE Classes 9am to 3pm	7	8 10am Choose Your Class	9 Choose Your Class 10am or 2pm	10 1-5pm Open Workroom	11 Choose Your Class 10am or 2pm	12 Choose Your Class 10am or 2pm
13 Mother's Day 11—3 Open Workroom	14	15 10am Choose Your Class	16 Choose Your Class 10am or 2pm	17 1-5pm Open Workroom	18 Choose Your Class 10am or 2pm	19 Choose Your Class 10am or 2pm
20 1pm Choose Your Class	21	22 10am Choose Your Class	23 Choose Your Class 10am or 2pm	24 1-5pm Open Workroom	25 10am New Class 2pm New Class	26 Community Garage Sale 10am Love Letters 2pm Easy Does It part 2
27 1pm Choose Your Class	28 Memorial Day	29 10am Choose Your Class	30 Choose Your Class 10am or 2pm	31 1-5pm Open Workroom		

New Stuff *continued from page 2*

folders with lots of designer patterns to add embossed texture to your greetings. Imagine, dry embossing full faces of your cards or envelopes or overlays! Within minutes of playing, Judy and I had 2 embossed design greeting cards and ideas. One of our customers was so impressed with the demo that she was going to sell her Sizzix machine on EBay and get a *Cuttlebug!* In all fairness, you don't need the Cuttlebug machine to use the embossing folders; they will work in other machines as well.

Embossing folders are about \$6 and Cutting dies are \$5 to \$16 and complete alphabets are also available. We are so excited about this machine that we will have a summer class that will give you hands-on experience for creating with die cuts and embossing folders. For more info, go to www.provocraft.com and then call or stop in to see it up close and personal—product is in stock NOW.


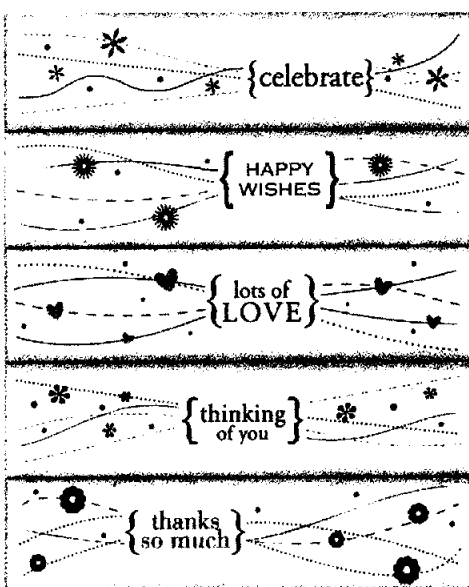
♥ Canvas frames continue to be hot for creating art to hang on your walls. We

have *Classic Canvas papers* coming in—just like canvas only in paper—*stretcher bars* to create your own frame and a chick-friendly *staple gun* (\$12) to attach the canvas to the frame—even Judy and I can use this gun!

♥ Get out your wood-burning tool (or get one from us) because you will use it to burn your brass template designs into a new paper to create cut-out designs very much like Scherenschnitte...another way to use all those dry embossing templates you own!

♥ Glitz and bling are still very much “in” for artistic creations and rhinestone embellishments are hot! We have the *BeJeweler hot fix rhinestone applicator* in stock which will easily apply the new genuine *Swarovski® hot-fix crystals* we have! *Bling, bling, supreme!*

I am out of space so stay tuned to the next newsletter (June) which will have more new stuff and new summer classes for using all these great new tools. Paper crafting will never be the same!



New sets from Hero Arts

Clockwise from above:

Personal Messages #LL159, 3 stamps, 1 1/4" x 1 1/4", \$13.95

ClearDesign Friendship Messages #CL046, 18 clear stamps, 3 3/4" x 5 3/4" overall, \$15.95


ClearDesign Messages #CL047, 15 clear stamps, 3 3/4" x 5 3/4" overall, \$15.95

Happy Everything Greetings #LL165, 6 stamps, 1 1/4" x 1 each, \$13.95

Petite Messages #LL154, 6 stamps, 1 1/4" x 1 each, \$13.95

ClearDesign Borders #CL045, 6 clear stamps, 3 3/4" x 5 3/4" overall, \$15.95

Happy Wavy Borders #LL158, 5 stamps, 4 1/4" x 1" each, \$24.95

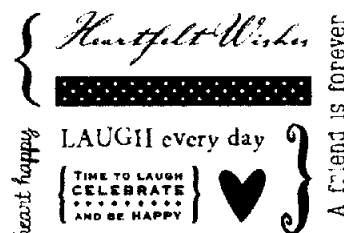


hugs & hearts many thanks thanks so much! many many thanks

thinking of you a warm hello you're the best! HAPPY everything

congratulations birthday wishes have a special day warm WISHES

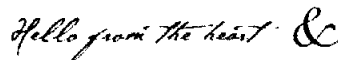
Thank you for being my friend



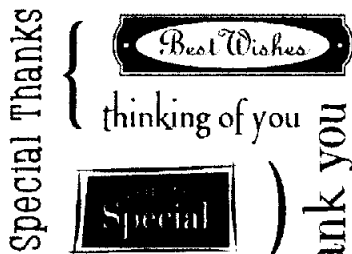
it was so nice of you to be so nice to me



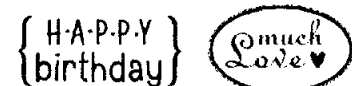
Your friendship makes me smile



Friends Always



& WARM HELLO



CONGRATULATIONS

Special Thanks

thank you


A friend is forever

You make my heart happy

The creative people of Stampington publications have captured the whimsical collaged images of artist Sandra Evertson's art pieces and transformed them into wonderful wood-mounted stamps. Sandra's zeal and affinity for creating playful collages from found vintage ephemera and prints is reflected in this stamp line. The *Fanciful Whimsies* delightful stamp images will easily bring a spirit of the fun and fantastical to your cards and stamped projects and will always bring a smile to the beholder!



S7301 - Elegant Extract
2 1/2" x 5", \$14.95



S7302 - Top Hat Whimsy




S7300 - Star Juggler
2 3/4" x 5", \$15.95



S7306 - Clown Bebe
2 1/2" x 5", \$14.95




S7310 - Empire Tableau
2 3/4" x 4 1/2", \$16.95



S7303 - Carousel Dancer
3 1/2" x 4 3/4", \$17.95



S7307 - Lovesick Moon
2 3/4" x 4 1/2", \$14.95



S7305 - Dramatic Jester

Left: Home Full Sheet by Paperbag Studio, 8 1/2" x 11", 8 unmounted images \$36

You don't have to wait until your next visit to **The Mark-It Place** to purchase the stamps shown in our newsletters! You can have *almost* instant gratification by calling our *toll free number*: 888 284-4363 to place your order for payment with a credit card. We'll mail the stamps out pronto via U S Postal Service (usually Priority Mail) AND we won't charge an exorbitant price for shipping..... we charge as close to actual postage costs as we can figure.

